












Westfield Marion Sensory Map

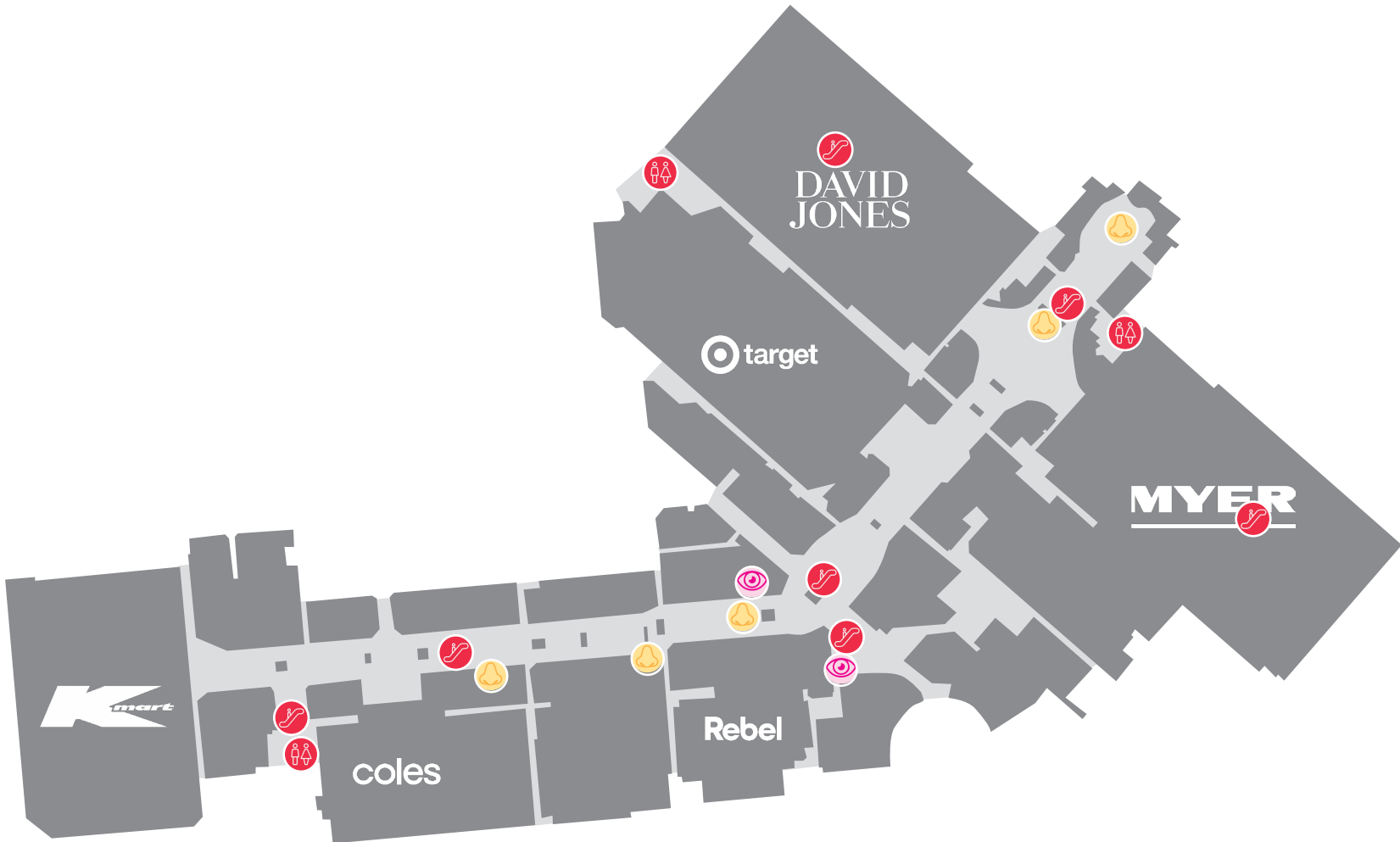
Level 1

-  You may notice some noise in this area such as music.
-  You may notice this area may be brighter.
-  You may notice some aromas in this area such as candles.
-  Concierge
-  Male/Female Toilets
-  Accessible Toilets
-  Parents Room
-  Stairs
-  Travelator
-  Escalator
-  Lift














Level 2

- You may notice some noise in this area such as music.
- You may notice this area may be brighter.
- You may notice some aromas in this area such as candles.
- Concierge
- Male/Female Toilets
- Accessible Toilets
- Parents Room
- Stairs
- Travelator
- Escalator
- Lift



Level 3

-  You may notice some noise in this area such as music.
-  You may notice this area may be brighter.
-  You may notice some aromas in this area such as candles.
-  Concierge
-  Male/Female Toilets
-  Accessible Toilets
-  Parents Room
-  Stairs
-  Travelator
-  Escalator
-  Lift

