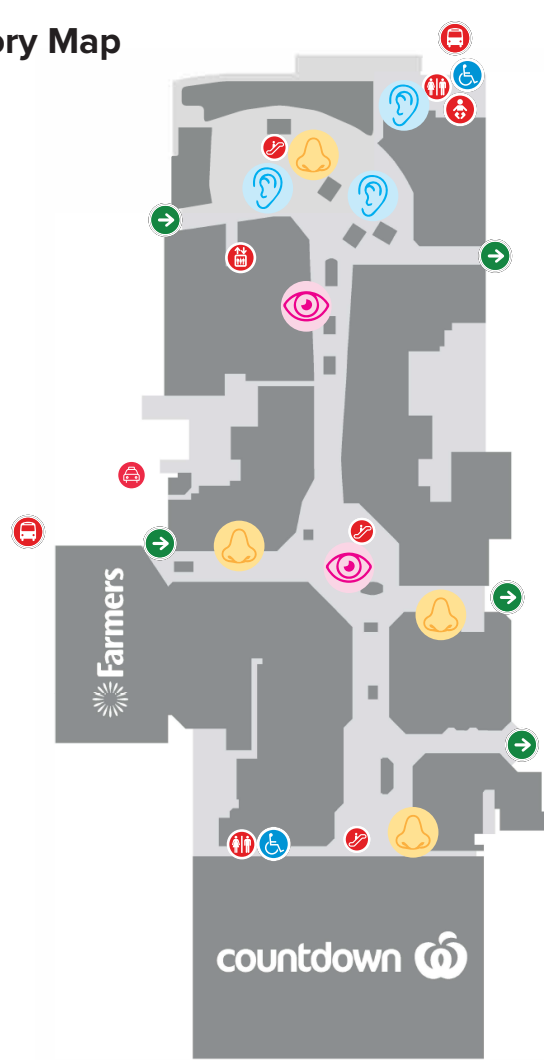


















Westfield St Lukes Sensory Map

















Level 1



-  You may notice some noise in this area such as music.
-  You may notice this area may be brighter.
-  You may notice some aromas in this area such as candles
-  Customer Service
-  Parking Pay Station
-  Male/Female Toilets
-  Accessible Toilets
-  Parents Room
-  Entrance
-  Travelator
-  Escalator
-  Lift
-  Stairs
-  Taxi Zone
-  Bus Stop
-  Defibrillator (AED)

Level 2



-  You may notice some noise in this area such as music.
-  You may notice this area may be brighter.
-  You may notice some aromas in this area such as candles
-  Customer Service
-  Parking Pay Station
-  Male/Female Toilets
-  Accessible Toilets
-  Parents Room
-  Entrance
-  Travelator
-  Escalator
-  Lift
-  Stairs
-  Taxi Zone
-  Bus Stop
-  Defibrillator (AED)